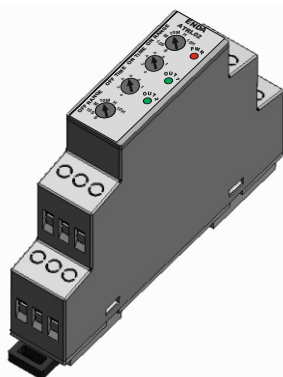




Read this document carefully before using this device. The guarantee will be expired by device damages if you don't attend to the directions in user manual. Also we don't accept any compensations for personal injury, material damage or capital disadvantages.

ENDA ATRL02 Rail Mounted Right - Left Analog Timer.

Thank you for choosing **ENDA ATRL02** Rail mounted star-delta analog timer.



- * Separate contact outputs for Right and Left rotation (OUT1 - OUT2).
- * t_{ON} Right - Left rotation time can be adjusted.
- * t_{OFF} contact output's relay off state time can be adjusted.
- * 6 Different timing units (S, 10S, M, 10M, H, 10H).
- * Rail Mounted.
- * Screw-terminal connection.
- * CE marked according to European Norms.

ORDER CODE

ATRL02 - xV

Product Basic Code
Rail Mounted Right - Left
Analog Timer

Supply Voltage
UV 90-250V AC
LV 24V AC/DC

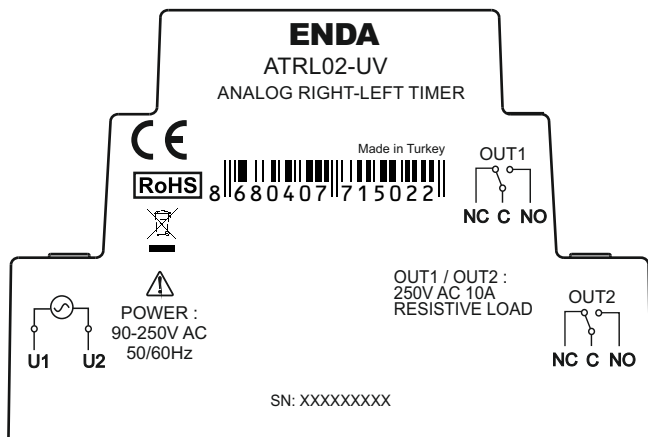
RoHS
Compliant



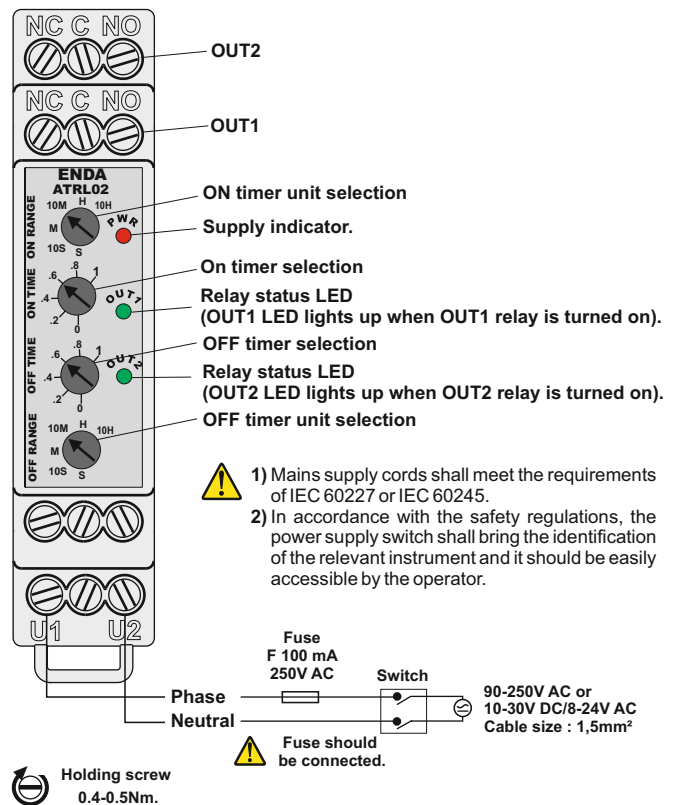
Technical Specifications

ENVIRONMENTAL CONDITIONS	
Ambient/storage temperature	0 ... +50°C/-25 ... +70°C (With no condensation and icing).
Max. relative humidity	Max. humidity 80% for temperatures up to 31°C decreasing linearly to 50% relative humidity at 40°C.
Rated pollution degree	IP20, According to EN 60529
Height	Max. 2000m
Do not use the device in locations subject to corrosive and flammable gasses.	
ELECTRICAL CHARACTERISTICS	
Supply voltage	90-250V AC 50/60Hz ; 24V AC/DC 50/60Hz
Power consumption	Max. 10VA
Connection	Screw-terminal connection.
Scale	0-1 Desired range can be adjusted.
Reset time	Max. 0.04 seconds.
Accuracy	Depending on the effect of voltage: max %0.2 Depending on the set value settings: max %4.5 Depending on the effect of temperature : max %1
EMC	EN 61326-1: 2013
Safety requirements	EN 61010-1: 2010 (pollution degree 2, overvoltage category II)
Insulation test voltage	3kV AC min. 1 minute, 4,2kV DC min. 1 minute.
OUTPUTS	
Control outputs (OUT1/OUT2)	Relay: 250V AC, 10A (for resistive load), NO+NC
Life expectancy for relays	Without load 10,000,000 operation; 250V AC, 10A resistive load 50,000 operation.
Control output state	OUT1 LED lights up when OUT1 relay is turned on, OUT2 LED lights up when OUT2 relay is turned on. OUT1 and OUT2 LEDs blinks during t-OFF time.
CONTROL	
Timing function	t-ON : ON duration for OUT1 and OUT2 Relays. t-OFF : OFF duration for OUT1 and OUT2 relays. Can be adjusted on device.
Timing unit	For ON and OFF duration; Second, 10 seconds, minute, 10 minutes, hours, 10 hours can be separately selected on device.
HOUSING	
Mounting	Rail mounted (EN 60715, Th35)
Dimensions	W18xH90xD66mm
Weight	Approx. 90g (after packaging)
Enclosure material	Self extinguishing plastics.
While cleaning the device, solvents (thinner, benzene, acid etc.) or corrosive materials must not be used.	
OUTPUT CONTROL	
ATRL02 - xV <div style="text-align: center;"> </div> <div style="text-align: right;"> $t_{ON} = ON\ RANGE \times ON\ TIME$ $t_{OFF} = OFF\ RANGE \times OFF\ TIME$ </div>	

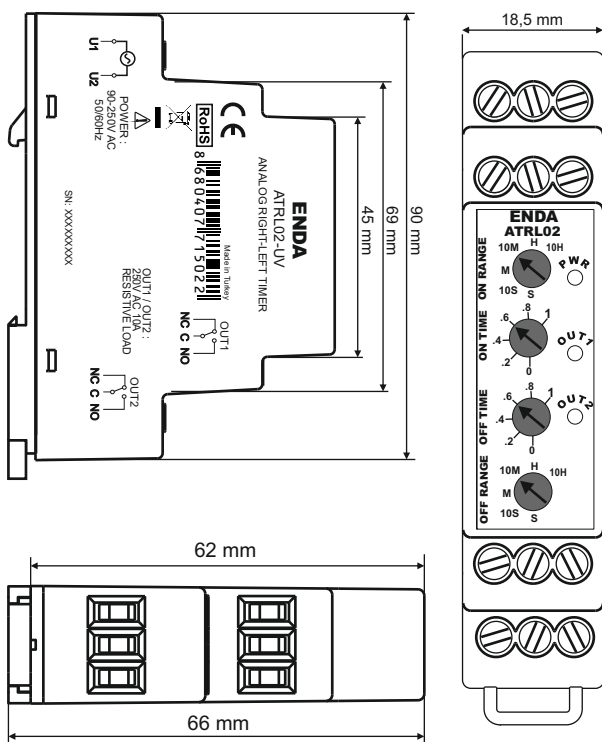
CONNECTION DIAGRAM



ENDA ATRL02 Series timers are rail mounted devices. Make sure that the device is used only for intended purpose. The shielding must be grounded on the instrument side. During an installation, all of the cables that are connected to the device must be free of energy. The device must be protected against inadmissible humidity, vibrations, severe soiling and make sure that the operation temperature is not exceeded. All input and output lines that are not connected to the supply network must be laid out as shielded and twisted cables. These cables should not be close to the power cables or components. The installation and electrical connections must be carried on by a qualified staff and must be according to the relevant locally applicable regulations.



DIMENSIONS



MONTAGE

